

TREATMENT

COST CALCULATOR

BENEFITS

- Enables better consumer decision making by allowing patients to research and plan for their healthcare expenses
- Estimates the consumer’s out-of-pocket costs, increasing satisfaction and avoiding surprises
- Produces highly accurate estimates built on intelligent methodology and robust data
- Drives cost savings by enabling provider, facility, and regional comparisons
- Raises consumer health literacy and improves interactions with providers

FEATURES

- Provides cost estimates for ‘shoppable’ healthcare services
- Personalizes cost and health management recommendations based on the consumer
- Includes provider-specific comparisons on cost and quality
- Generates estimates using the paid claims data and MarketScan Databases to accurately reflect costs.
- Lets plans and employers set reference prices for specific services with a referenced-based pricing feature.

Truven Health Consumer Advantage Treatment Cost Calculator

While consumers are paying a larger portion of their healthcare costs than ever before, they rarely have access to accurate cost information before treatment. Consumers are increasingly confused about what their benefits cover and 67 percent of consumers are interested in information on provider quality and cost comparisons. To complicate things further, healthcare prices for the same service can vary significantly within the same market — sometimes by more than 100 percent.




As employers and health plans roll out new benefit plan designs, the demand for transparency regarding price and quality increases. To help individuals navigate the healthcare system, you must provide tools to answer questions such as:

- How much does this procedure cost?
- How much will I owe out-of-pocket given my benefits and deductible status?
- Will my costs be less if I choose a different provider or different facility?
- How can I save money?

Enabling Cost Transparency

The Treatment Cost Calculator addresses these challenges. With this powerful tool, consumers can manage their healthcare costs, objectively evaluate treatment alternatives, and find cost savings through accurate treatment comparisons across providers.

Truven Health Analytics™ mines large paid claims datasets (our MarketScan® Database and your data) to create cost estimates. Treatment cost estimates are personalized for each individual based on their specific benefit information. Reference-based pricing allows plans to set price ceilings for specific services or procedures.

<p>Predicting Patient Liability for MRI of Lumbar Spine</p>	 <p>Radiology Associates Estimated Price \$500</p>	 <p>Dr. Tanner Estimated Price \$650</p>	
	 <p>Tina Snyder 10% Coinsurance \$400 Deductible Remaining</p>	<p>\$410</p>	<p>\$425</p>
	 <p>Bruce Adams 20% Coinsurance \$100 Deductible Remaining</p>	<p>\$180</p>	<p>\$210</p>



Personalized estimates support informed discussions and better planning

The Treatment Cost Calculator is part of the Truven Health Consumer Advantage framework of solutions.

CONSUMER ADVANTAGE INCLUDES:

- Informed Enrollment
- Personal Health Insights
- Personalized Messaging
- Treatment Cost Calculator
- Health Education Library
- Targeted Communications

Consumer Advantage solutions help people evolve from passive participants to active healthcare consumers.

 twitter.com/truvenhealth
 blog.truvenhealth.com

Our unique approach combines the most credible source of private sector healthcare experience in the industry with your own data to supplement any areas of insufficient volume.

Supplementing your data with MarketScan data provides you with up to 100 times the amount of information. This breadth of data results in highly accurate estimates, within 10 percent of actual cost. Our proven methodology has been refined through extensive experience with our customers.

Personalized Estimates That Inform Decisions

Available formats

Estimates can be emailed, printed, and saved.

Provider-specific comparisons

Compare providers based on a variety of indicators including cost, location, and quality to assist in better decision making.

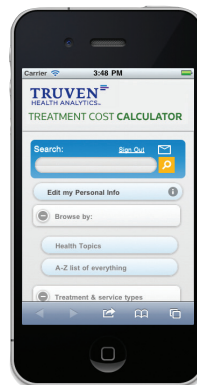
Associated providers

Includes all costs associated with a service, shows where physicians practice, and displays differences in facility costs.

Controllable cost messaging
Gina, or another avatar of your choice, highlights ways to save money. Messages can be customized to ensure consumers know about other

Convenience
Users can access providers quickly with contact information and driving directions.

Personalized estimates
Estimates are based on benefit information to calculate out-of-pocket costs. Total cost and payer share are also displayed.



Consumers can access this tool via the Web or a mobile device to better understand treatment costs and plan for healthcare expenses.



ABOUT TRUVEN HEALTH ANALYTICS

Truven Health Analytics delivers unbiased information, analytic tools, benchmarks, and services to the healthcare industry. Hospitals, government agencies, employers, health plans, clinicians, pharmaceutical, and medical device companies have relied on us for more than 30 years. We combine our deep clinical, financial, and healthcare management expertise with innovative technology platforms and information assets to make healthcare better by collaborating with our customers to uncover and realize opportunities for improving quality, efficiency, and outcomes. With more than 2,000 employees globally, we have major offices in Ann Arbor, Mich.; Chicago; and Denver. Advantage Suite, Micromedex, ActionOI, MarketScan, and 100 Top Hospitals are registered trademarks or trademarks of Truven Health Analytics.

truvenhealth.com | 1.866.263.1958