



Lawson Healthcare Webinar World Series

October 27, 2009 – November 10, 2009

Healthcare Webinar World Series: www.lawson.com/hcwebinars

- ▶ **Tuesday, October 27**
[The Basics of GS1 Data Standards in Healthcare](#) – 11 am CST
- ▶ **Thursday, October 29**
[Golden Opportunity: Lawson and GS1 Data Standards](#) – 12 pm CST
- ▶ **Monday, November 2**
[High Five for New Improved 9.0.1 Apps](#) – 10 am CST
- ▶ **Tuesday, November 3**
[On Point with a Smart Supply Solution](#) – 10 am CST
[Baylor Health Care System: Countdown to Mobile Supply Chain Success](#) – 1 pm CST
- ▶ **Wednesday, November 4**
[Inner Peace with Managed Services](#) – 1 pm CST
- ▶ **Thursday, November 5**
[Thomas Jefferson University Hospital: Feeling the Love with Lawson Workforce Management](#) – 10 am CST
[Penn State Hershey Medical Center: Streamlined and Stronger](#) – 1 pm CST
- ▶ **Friday, November 6**
[Accelerate the time to results with Lawson Learning Accelerator](#) – 10 am CST
- ▶ **Tuesday, November 10**
[Step Up to Lawson System Foundation 9.0.1](#) – 10 am CST
[Optimize Your Workforce with Lawson Talent Management](#) – 1 pm CST



Lawson Point of Use

Mike Peterson – Supply Chain Solution Consultant

e-mail: michael.peterson@us.lawson.com

phone: (773) 848-2842



How Can Lawson Point of Use Help?

- ▶ Eliminating redundant business processes
- ▶ Increasing patient billing revenue
- ▶ Providing lost charge and supply utilization information
- ▶ Visibility into true cost of a patient stay

Key Features

- ▶ Capture patient charges at “point of use”
- ▶ Capture patient charges after-the-fact
- ▶ Generate reduction to supply locations
- ▶ Automatic replenishment requisitions
- ▶ Generate charge information for the Billing system
- ▶ Charge and Productivity Reporting



LAWSON Mobile SCM

Administration
 User Management
 Location Management
 Label Management
 Item Management
 Manufacturer Management
 Vendor Management
 Printer Management
 Global Reports

Receiving and Delivery
 Receiving
 Picking
 Delivery
 Issues
 Tracking

Pay and Cycle Counting
 Cycle Counting
 Par Counting
 Reports

Supplies and Instrument Management
 Tray List Management
 Tray Assembly
 Tray Management
 Sterilization
 Tracking
 SIM Reports
 Transfer
 SIM Configuration

Point of Use
 Pull and Return
 POU Reports
 Configuration

Company: 2269 - 12269 Picking Company
 Visit Number: 0808519 Patient: Washington, Alvyroz (541257)
 Supply Location: STOK1 - PIONING'S STOOK LOCATION 1
 Requesting Company: 2269 - 12269 Picking Company

#	Item ID (*)	Description	Quantity (*)	Bin (*)
1	1100	COTTON BALL	4 EA	[Select One]
2	4530	STAPLES	2 BX	[Select One]
3	5260	EXETER ITEM	3 EA	[Select One]
4			0	[Select One]
5			0	[Select One]
6			0	[Select One]
7			0	[Select One]
8			0	[Select One]
9			0	[Select One]
10			0	[Select One]

LAWSON - Point of Use

PULL: Enter Item Jefferson, Brian (5412578) Main Menu Log Off

Alphonsopolis, Florence
 Total: 8

Item	Qty	Supply Location
1 701 - DRESSING, ADHESIVE 7/8 X 3 NG	2 BX	700 - FNW/1-ER
2 706 - MUCUS TRAP 10PR DELEE W- VALVE	3 EA	700 - FNW/1-ER
3 708 - "NO TOUCH" SINGLE CATHETER	3 EA	700 - FNW/1-ER

step 2 of 3

Search Item -- Back Ne

more items.

Lost Charges

Report Settings
 Company: 2269 - 12269 Picking Company
 Supply Location(s): (*)
 Revenue Version: 5.0
 Report Start Date: 1/26/2007 End Date: 1/15/2008

Click on the Charge Quantity or Issue Quantity to View Charges or Issue Details of an Item.

&JOY - Bug 3160 Testing

Item ID	Revenue Center	Charged Quantity	Charged Price	Issued Quantity	Issued Price	Quantity Difference	Price Difference
4510 - HCL BANG 180/210PST	med	2500	9,750.00	2500	9,750.00	0.00	0.00
4520 - HAPR CENTER	med	2500	9,750.00	2500	9,750.00	0.00	0.00

@31MA - Bug 3160 Location

Item ID	Revenue Center	Charged Quantity	Charged Price	Issued Quantity	Issued Price	Quantity Difference	Price Difference
4520 - HAPR CENTER	med	2500	9,750.00	2500	9,750.00	0.00	0.00

1234 - Justin's Par Location

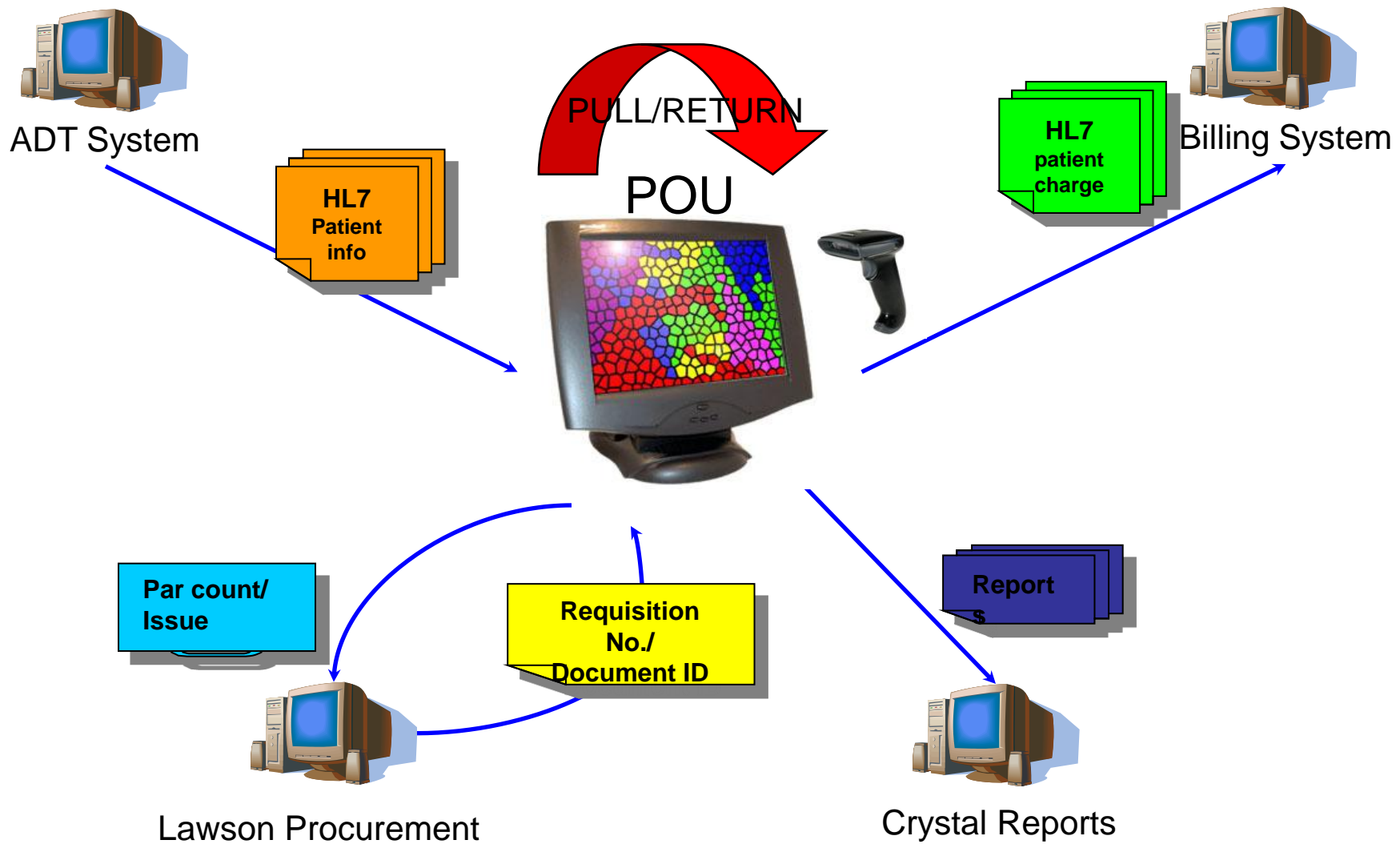
Item ID	Revenue Center	Charged Quantity	Charged Price	Issued Quantity	Issued Price	Quantity Difference	Price Difference
4510 - HCL BANG 180/210PST	med	2500	9,750.00	2500	9,750.00	0.00	0.00

Who will be the users of Lawson Point of Use?

- ▶ **Nurses/Care Givers** – optimized process at “point of use” charging
- ▶ **Materials Technicians, Data Entry Clerks** – optimized process for “after the fact” charging
- ▶ **Nurse Supervisors, Materials Supervisors, Specialty Departments (OR, Cath Lab)** – reporting and administration, point of use charging



How does it work?



Point of Use – User Interaction Models

▶ Touchscreen



1. Pull
2. Review
3. Return

*point of use
& after the fact*


▶ Handheld



1. Pull

*point of use
& after the fact*


▶ Desktop



1. Pull
2. Review
3. Return

*point of use
& after the fact*

Let's take a look....



Username

Password

Log On



Username

Password

Log On



Pull

Return

Review

Scan all required fields (*) or select using search button.

Visit Number:

Revenue Center:

*

Select Patient

By Name

By Visit Nbr

By Room

By Admit Date

0 - 9

ABC

DEF

GHI

JKL

MNO

PQRS

TUV

WXYZ

Total: 7

1 Armosilla, Mavenn
(1002)
Room 101 - B
10/08/08

2 Chua, Justin
(1004)
Room 103 -
10/08/08

3 Gonzales, Abet
(1005)
Room 104 -
10/08/08

4 Guevarra, Peter
(1003)
Room 102 -
10/08/08

5 Reyes, PJ
(1006)
Room 105 -
10/08/08

6 Torres, Aivy
(1000)
Room 100 -
10/08/08

7 Valisto, Mailes
(1001)
Room 101 - A
10/08/08



← Back

Scan all required fields (*) or select using search button.

Visit Number:



Revenue Center:



*

Total: 0

Item	Qty	Supply Location



Select Item

By Item ID

By Description

0 - 9

ABC

DEF

GHI

JKL

MNO

PQRS

TUV

WXYZ

Total: 8

1
1175 - NEEDLE, HYP
O DISP 19GA X 1

2
1180 - SET, INFUSI
ON 21GA 3/4

3
1190 - SOLN, DEXT
5% .45NAACL 100

4
1195 - SOLN, NAACL
.09% 500CC

5
1200 - SOLN, STERI
LE WATER 300CC

6
1210 - SPONGE, STE
RILE 8 PLY




7
1220 - SPONGE, RAY
TEC 4X4 16PLY

8
1230 - SYRINGE, 3C
C W/O LUER LOK



← Back










Total: 1

Item		Qty	Supply Location
1	1180 - SET, INFUSION 21GA 3/4	1 EA  	1STNC - 1st Floor Nursing Closet 



Watson, Joan

Total: 3

	Item	Qty		Supply Location	
1	1180 - SET, INFUSION 21GA 3/4	1 EA	 	1STNC - 1st Floor Nursing Closet	
2	1175 - NEEDLE, HYPO DISP 19GA X 1	1 EA	 	1STNC - 1st Floor Nursing Closet	
3	1200 - SOLN, STERILE WATER 300CC	1 EA	 	1STNC - 1st Floor Nursing Closet	



Click "Submit" to send all charges listed below.

Charge Date: 12/02/2008

Pulled Items

Total: 3

Item No	Description	Qty	Supply Location
1180	1180 - SET, INFUSION 21GA 3/4	1 EA	1STNC - 1st Floor Nursing Closet
1175	1175 - NEEDLE, HYPO DISP 19GA X 1	1 EA	1STNC - 1st Floor Nursing Closet
1200	1200 - SOLN, STERILE WATER 300CC	1 EA	1STNC - 1st Floor Nursing Closet



Successfully sent.

Main Menu

Pull

Return

Review

Scan all required fields (*) or select using search button.

Charge period: to

Visit Number:

Revenue Center: *

Select Patient

By Name

By Visit Nbr

By Room

By Admit Date

0 - 9

ABC

DEF

GHI

JKL

MNO

PQRS

TUV

WXYZ

Total: 2

1

Torres, Aivy
(1000)
Room 100 -
10/08/08

2


Valisto, Mailes
(1001)
Room 101 - A
10/08/08



← Back

Scan all required fields (*) or select using search button.

Charge period:  to 

Visit Number: 

Revenue Center:  *

Return w/ Credit









Return w/o Credit


Credit Only

Watson, Joan

Return Type: Return With Credit









Total Return Qty: 0

Charge Date	Item	Charge Qty	Return Qty	Supply Location
1 12/02/2008 19:34:10	1175-NEEDLE, HYPO DIS...	1 EA	0  	1STNC - 1st Floor Nursing Closet
2 12/02/2008 19:34:10	1180-SET, INFUSION 21...	1 EA	0  	1STNC - 1st Floor Nursing Closet
3 12/02/2008 19:34:10	1200-SOLN, STERILE WA...	1 EA	0  	1STNC - 1st Floor Nursing Closet
4 12/02/2008 15:41:29	1175-NEEDLE, HYPO DIS...	1 EA	0  	1STNC - 1st Floor Nursing Closet



Return Type: [Return With Credit](#)

Total Return Qty: 0

	Charge Date	Item	Charge Qty	Return Qty	Supply Location
1	12/02/2008 19:34:10	1175-NEEDLE, HYPO DIS...	1 EA	1  	1STNC - 1st Floor Nursing Closet
2	12/02/2008 19:34:10	1180-SET, INFUSION 21...	1 EA	0  	1STNC - 1st Floor Nursing Closet
3	12/02/2008 19:34:10	1200-SOLN, STERILE WA...	1 EA	0  	1STNC - 1st Floor Nursing Closet
4	12/02/2008 15:41:29	1175-NEEDLE, HYPO DIS...	1 EA	0  	1STNC - 1st Floor Nursing Closet



Click "Submit" to send all records listed below.

Return Type: [Return With Credit](#)

Returned Items Total: 1

Item No	Description	Return Qty	Supply Location
1175	NEEDLE, HYPO DISP 19GA X 1	1 EA	1STNC - 1st Floor Nursing Closet



Successfully sent.



Main Menu

Scan all required fields (*) or select using search button.

Charge/Return period:  to 

Visit Number: 

Scan all required fields (*) or select using search button.

Charge/Return period:  to 

Visit Number:



REVIEW: Patient Charges & Returns

Charge/Return period: 12/02/2008 - 12/02/2008

- Charges
- Returns
- View All

Charges: 5 Returns: 1

Charge/Return Date	Transaction Type	Item	Qty	Revenue Center	Supply Location
1 12/02/2008 15:41:29	Pull	1175-NEEDLE, HYPO DIS...	1 EA	REV01	1STNC - 1st Floor Nursing Closet
2 12/02/2008 19:34:10	Pull	1175-NEEDLE, HYPO DIS...	1 EA	REV01	1STNC - 1st Floor Nursing Closet
3 12/02/2008 19:34:10	Return	1175-NEEDLE, HYPO DIS...	1 EA	REV01	1STNC - 1st Floor Nursing Closet
4 12/02/2008 19:34:10	Pull	1180-SET, INFUSION 21...	1 EA	REV01	1STNC - 1st Floor Nursing Closet
5 12/02/2008 09:20:14	Pull	1195-SOLN, NACL .09% ...	1 EA	REV02	1STNC - 1st Floor Nursing Closet
6 12/02/2008 19:34:10	Pull	1200-SOLN, STERILE WA...	1 EA	REV01	1STNC - 1st Floor Nursing Closet



Pull

Return

Review

Supported Touchscreen and Wedge Scanner

- ▶ Any touchscreen that supports at least 800 x 600 resolution
 - Example: 3M M150/M170
- ▶ Any wedge scanner



Handheld

- ▶ Designed for Materials Clerk or Nurse
- ▶ Used to perform patient charging only, no credit and review
- ▶ Scanning of printed barcode labels to facilitate easy entry of the supply location, revenue center, visit number or item numbers
- ▶ Supports multiple models of handheld devices



Wireless Platform and Deployment Architecture

- ▶ Works in conjunction with Lawson Procurement
- ▶ Supports rugged industrial devices
- ▶ Does not require dedicated handheld devices
- ▶ Built-in barcode printing
 - Items, Locations, Visit No.
- ▶ Productivity reporting using Crystal
- ▶ Alternative Reporting through LBI
- ▶ Supports wireless, intermittent wireless, and cradle options
- ▶ Uses 802.11b/g wireless environments
- ▶ IBM WebSphere Application Server



Administration
User Management
Location Management
Label Management
Item Management
Manufacturer Management
Vendor Management
Printer Management
Global Reports
Point of Use
Pull and Return
POU Reports
Configuration

Handheld Charge Entry

Co. ID	Description
4001	GSOC Company 460
4002	GTC Company 350
4003	OPC Company 101
4004	Class Company
4005	Class Company
4006	Class Company
4007	Class Company
4008	Class Company
4009	Class Company

Select Company

**Scan or Select Location
Scan Patient Visit**

Handheld Processing

MSCM - Point of U

Scan Items

VisitNbr:1172009106 RevCtr:REV01

Item ID

ItemID	Quantity	Total:2
1190	1	
1195	5	

Header Scan Items

App

Scan Items

MSCM - Point of U

Patient Charges

Select records to review patient charges.

VisitNbr	It...	RevCtr	Total:1
117206...	2	REV01	

App

Review Charges

MSCM - Point of U

Confirmation

1 record/s sent.

Pati...	Pati...	Visit...	I...	Rev...
KL106	Loh...	117...	2	REV01

App

Send Charges

Point of Use Reports

Patient Charges

Report Settings	
Visit Number :	87979
Patient ID :	62676
Patient Name :	Furto, Kristine
Admission Period :	03/24/2008

Charge Date	Transaction Type	Facility	Patient Location	Revenue Center	Supply Location	Item	Quantity	Patient Price Unit	Patient Price Total
09/23/2008 02:28:47 PM	Credit	NR - desc2	B734 - A	rev1	1234	4510 - PEN, BLACK BALLPOINT	1 BX	\$ 3.00	\$ 3.00
09/23/2008 02:24:47 PM	Credit	NR - desc2	B734 - A	rev1	1234	4510 - PEN, BLACK BALLPOINT	1 BX	\$ 3.00	\$ 3.00
09/23/2008 02:24:47 PM	Charge	NR - desc2	B734 - A	rev1	1234	4510 - PEN, BLACK BALLPOINT	1 BX	\$ 3.00	\$ 3.00
09/23/2008 02:28:47 PM	Charge	NR - desc2	B734 - A	rev1	1234	4510 - PEN, BLACK BALLPOINT	1 BX	\$ 3.00	\$ 3.00

Summary

Facility	Patient Location	Revenue Center	Supply Location	Items	Quantity	Price
1	1	1	1	1	0	\$ 0.00

- ▶ Lost Charges
- ▶ Charges by Patient, Location, Revenue Center, etc.
- ▶ Charges by Operator
- ▶ Productivity statistics by Operator
- ▶ Operator Activity

- ▶ *Additional reporting through Lawson Business Intelligence*



Lost Charges – Summary View

Contains the comparison between charges and issues by item

Lost Charges

Report Settings

Company: CoID - Description

Supply Location(s): LocID - Description; LocID - Description; LocID - Description; LocID - Description; LocID - Description

Inconsistency Min.: 0%

Report Start Date : <mm/dd/yyyy> End Date : <mm/dd/yyyy>

Directions / Explanations

Display Location IDs in alphabetical order.

Default sort is by Item ID (Ascending)

Click on Item ID to see Item Details in the same window.

Click on Item ID to view charging and issue transactions for that Item.

LocID - Description

Item ID	Item Description	Qty. Charged		Qty. Issued	Difference
		POU UOM	Stock UOM	Stock UOM	Stock UOM
<ItemID>	<Description>	Qty UOM	Qty UOM	Qty UOM	Qty UOM
<ItemID>	<Description>	Qty UOM	Qty UOM	Qty UOM	Qty UOM
<ItemID>	<Description>	Qty UOM	Qty UOM	Qty UOM	Qty UOM
<ItemID>	<Description>	Qty UOM	Qty UOM	Qty UOM	Qty UOM

LocID - Description

Item ID	Item Description	Qty. Charged		Qty. Issued	Difference
		POU UOM	Stock UOM	Stock UOM	Stock UOM
<ItemID>	<Description>	Qty UOM	Qty UOM	Qty UOM	Qty UOM
<ItemID>	<Description>	Qty UOM	Qty UOM	Qty UOM	Qty UOM
<ItemID>	<Description>	Qty UOM	Qty UOM	Qty UOM	Qty UOM
<ItemID>	<Description>	Qty UOM	Qty UOM	Qty UOM	Qty UOM

LocID - Description

Item ID	Item Description	Qty. Charged		Qty. Issued	Difference
		POU UOM	Stock UOM	Stock UOM	Stock UOM
<ItemID>	<Description>	Qty UOM	Qty UOM	Qty UOM	Qty UOM
<ItemID>	<Description>	Qty UOM	Qty UOM	Qty UOM	Qty UOM
<ItemID>	<Description>	Qty UOM	Qty UOM	Qty UOM	Qty UOM
<ItemID>	<Description>	Qty UOM	Qty UOM	Qty UOM	Qty UOM

Lost Charges – Detail View



Lost Charges – Item Details

Report Settings

Company: ColD - Description

Supply Location: LocID - Description

Item: ItemID - Description

Report Start Date : <mm/dd/yyyy> End Date : <mm/dd/yyyy>

Charges from Location

Date	Activity	Qty.		Patient Name	Visit	Total Patient Price	Total Cost
		POU	Stock				
<mm/dd/yyyy> <hh:mm:ss AM>	Charge	Qty UOM	Qty UOM	Last, First	VisitNbr	<Money>	<Money>
<mm/dd/yyyy> <hh:mm:ss AM>	Charge	Qty UOM	Qty UOM	Last, First	VisitNbr	<Money>	<Money>
<mm/dd/yyyy> <hh:mm:ss AM>	Credit	Qty UOM	Qty UOM	Last, First	VisitNbr	<Money>	<Money>
<mm/dd/yyyy> <hh:mm:ss AM>	Credit	Qty UOM	Qty UOM	Last, First	VisitNbr	<Money>	<Money>

Location Replenishment

Date	Activity	Qty.	Inventory Location/ Vendor	DocID/ PO Nbr.	Total Cost
<mm/dd/yyyy> <hh:mm:ss AM>	Issue	Qty UOM	LocID - Description	DocID	<Money>
<mm/dd/yyyy> <hh:mm:ss AM>	Replrnish	Qty UOM	VendorID - Name	PO	<Money>
<mm/dd/yyyy> <hh:mm:ss AM>	Return	Qty UOM	LocID - Description	DocID	<Money>
<mm/dd/yyyy> <hh:mm:ss AM>	Return	Qty UOM	VendorID - Name	PO	<Money>

Total Charges

Total Transactions	Qty.		Total Patients	Total Cost
	POU	Stock		
Nbr.	Qty UOM	Qty UOM	Nbr.	<Money>

Total Replenishment

Total Transactions	Qty.		Total Cost
	POU	Stock	
<Nbr>	Qty UOM		<Money>

Display row in **RED** if total cost is a negative number.



Chargeable Items Report – Supply Locations

Chargeable Items

Report Settings

Company: CoID - Description
 Report by: Supply Locations
 Supply Location(s): LocID - Description; LocID - Description; LocID - Description;
 LocID - Description; LocID - Description

Display multiple strings if multiple locations were selected. If { All } was selected, display { All }

LocID - Description

Item ID	Item Description	PCU UOM	Stock UOM
<ID>	<Description>	<UOM>	<UOM>
<ID>	<Description>	<UOM>	<UOM>
<ID>	<Description>	<UOM>	<UOM>
<ID>	<Description>	<UOM>	<UOM>

Display Location IDs in alphabetical order.

Default sort is by Item ID (Ascending)

LocID - Description

Item ID	Item Description	PCU UOM	Stock UOM
<ID>	<Description>	<UOM>	<UOM>
<ID>	<Description>	<UOM>	<UOM>
<ID>	<Description>	<UOM>	<UOM>
<ID>	<Description>	<UOM>	<UOM>

LocID - Description

Item ID	Item Description	PCU UOM	Stock UOM
<ID>	<Description>	<UOM>	<UOM>
<ID>	<Description>	<UOM>	<UOM>
<ID>	<Description>	<UOM>	<UOM>
<ID>	<Description>	<UOM>	<UOM>

Chargeable Items Report – Revenue Center



Chargeable Items

Report Settings

Company: ColD - Description
 Report by: Revenue Center
 Revenue Center(s): RCID; RCID; RCID;

Display multiple strings if multiple locations were selected. If All was selected, display (All)

Display RCID in alphabetical order.

Default sort is by Item ID (Ascending)

RCID

Item ID	Item Description	Charge Number	Patient Price /UOM	Patient Price /Stock	Cost / Stock
<ID>	<Description>	<CDM>	<Money>/UOM	<Money>/UOM	<Money>/UOM
<ID>	<Description>	<CDM>	<Money>/UOM	<Money>/UOM	<Money>/UOM
<ID>	<Description>	<CDM>	<Money>/UOM	<Money>/UOM	<Money>/UOM
<ID>	<Description>	<CDM>	<Money>/UOM	<Money>/UOM	<Money>/UOM

RCID

Item ID	Item Description	Charge Number	Patient Price /UOM	Patient Price /Stock	Cost / Stock
<ID>	<Description>	<CDM>	<Money>/UOM	<Money>/UOM	<Money>/UOM
<ID>	<Description>	<CDM>	<Money>/UOM	<Money>/UOM	<Money>/UOM
<ID>	<Description>	<CDM>	<Money>/UOM	<Money>/UOM	<Money>/UOM
<ID>	<Description>	<CDM>	<Money>/UOM	<Money>/UOM	<Money>/UOM

Charge by Operator



Sort rows by date/time. If items have the same date/time, hide subsequent date entries.

Display row in RED if activity is CREDIT

Charge by Operator

Report Settings

Operator: <First> <Last>, <EmplID>

Report Start Date : <mm/dd/yyyy> End Date : <mm/dd/yyyy>

Date	Activity	ItemID	Description	Qty. (POU)	Revenue Center	CoID	LocID	Description	Patient Name	Visit	Patient Price
<mm/dd/yyyy> <hh:mm:ss AM>	Charge	<ID>	<Desc.>	Qty UOM	<RCID>	<ID>	<ID>	<Desc.>	Last, First	VisitNbr	<Money>
<mm/dd/yyyy> <hh:mm:ss AM>	Charge	<ID>	<Desc.>	Qty UOM	<RCID>	<ID>	<ID>	<Desc.>	Last, First	VisitNbr	<Money>
<mm/dd/yyyy> <hh:mm:ss AM>	Credit	<ID>	<Desc.>	Qty UOM	<RCID>	<ID>	<ID>	<Desc.>	Last, First	VisitNbr	<Money>
<mm/dd/yyyy> <hh:mm:ss AM>	Credit	<ID>	<Desc.>	Qty UOM	<RCID>	<ID>	<ID>	<Desc.>	Last, First	VisitNbr	<Money>

Total Charges

Total Transactions	Total Qty. Charged	Total Locations	Total Patients
Nbr.	<Qty.>	<Nbr.>	<Nbr.>

Total Credits

Total Transactions	Total Qty. Credited	Total Locations	Total Patients
Nbr.	<Qty.>	<Nbr.>	<Nbr.>

Productivity Report - Operator

Productivity Report Group by User Name

Default sort is by Activity (Ascending)

Productivity Report

Report Summary

Application(s) : { all }

Operator(s) : First Last (Emp. ID), First Last (Emp. ID), First Last (Emp. ID), First Last (Emp. ID).

Group by : Operator

Report Start Date : <mm/dd/yyyy> End Date : <mm/dd/yyyy>

<Last>, <First> (<Emp.ID>)

Activity	No. of Units	Work Unit	Avg. Time per Unit (Hr./Min./Sec.)	No. of Sub-Units	Sub-Unit	No. of Sub-Units per Hour
<String>	<Num.>	<String>	hh:mm:ss	<Num.>	<String>	<Num.>
<String>	<Num.>	<String>	hh:mm:ss	<Num.>	<String>	<Num.>

Summary for <Last>, <First> (<Emp.ID>)

Total	Total			Total		
<Num.>	<Num.>			<Num.>		

<Last>, <First> (<Emp.ID>)

Activity	No. of Units	Work Unit	Avg. Time per Unit (Hr./Min./Sec.)	No. of Sub-Units	Sub-Unit	No. of Sub-Units per Hour
<String>	<Num.>	<String>	hh:mm:ss	<Num.>	<String>	<Num.>
<String>	<Num.>	<String>	hh:mm:ss	<Num.>	<String>	<Num.>

Summary for <Last>, <First> (<Emp.ID>)

Total	Total			Total		
<Num.>	<Num.>			<Num.>		

- Activity Types:**
- Assembly
 - Cycle Counting
 - Decontamination
 - Deliveries
 - Dock Logging
 - Pier Counting
 - Pick for Par
 - Picking (Case Carts)
 - Receipt Logging
 - Sterilization
 - Stock Issues
 - Point of Use
 - Point of Use

- Work Unit Types:**
- Trays
 - Select IDs
 - Case Carts
 - Delivery Events
 - Dock Logs
 - Forms
 - Forms
 - Case Carts
 - Misc. Receipts
 - Loads
 - Stock Issues
 - Items Pulled
 - Items Returned

- Sub-unit Types:**
- Items
 - Lines
 - Trays
 - Packages
 - Parsels
 - Lines
 - Lines
 - Trays
 - Trays
 - Lines



Operator Activity Details

Operator Activity

Report Summary

Operator : John Smith (13468)
 Report Type : Activity Details
 Report Start Date : <mm/dd/yyyy>
 End Date : <mm/dd/yyyy>

Point of Use

Start	Finish	Co ID	Loc. ID	Location Description	Qty Pulled	Qty Returned	Interface	Action	POU Usage Duration
<mm/dd/yyyy> hh:mm AM	<mm/dd/yyyy> hh:mm AM	<ID>	<ID>	<String>	<Num>	<Num>	<String>	<String>	hh:mm:ss hh:mm:ss

Summary for Point of Use

Start	Finish	Total	Total	Total
<mm/dd/yyyy> hh:mm AM	<mm/dd/yyyy> hh:mm AM	<Num>	<Num>	<Num>
				Average
				hh:mm:ss

UI	Activity	Action	Start	Finish
Touch	Pull	Submit	Clicking on Pull menu Item	Submit
	Return	Submit	Clicking on Return menu Item	Submit
Desktop	Pull	Submit	Opening new Pull Record or Draft	Submit
		Save Draft	Opening new Pull Record or Draft	Save Draft
	Return	Submit	Opening Return Item record	Submit
HH	Pull	Submit	Opening a new Pull Item record	Done

Geisinger - Benefits

- ▶ Revenue Cycle
 - ▶ Elimination of Keying Process for item charge numbers
 - ▶ Patient Classes for billing will be updated in system
 - ▶ Quicker billing turnaround
- ▶ Par Replenishment
 - ▶ Very Minimal Paring
 - ▶ Patient Charge Sticker process will be eliminated
- ▶ Cost Savings
 - ▶ Labor saved from not tagging product with charge stickers
 - ▶ Labor saved from decrease in paring frequency
 - ▶ Recoup % of Lost Revenue –
 - ▶ Estimated lost charges for Par areas averaged \$10,000 a month (study of reconciled patient charges prior to POU)
 - ▶ Cost of stickers for 2008 was over \$10,000
 - ▶ Replacement for leased supply cabinets



Why Point of Use from Lawson?

- ▶ Flexible processes and user interfaces support multiple scenarios



Why Use Point Of Use?

- ✓ **Flexible**
- ✓ **Integrates with Lawson Procurement**
- ✓ **Uses same server/hardware as MSCM**

Summary – Lawson Point Of Use

- ▶ Helps ensure that staff has the right supplies for patient care by:
 - Capturing supply consumption at the point of use



Point Of Use Summary

- ✓ **Right Supplies for Patient Care**
- ✓ **Saves Staff Time/Streamlines Supply Replenishment**
- ✓ **Helps Improve Service to Departments**

- Managing inventory levels
- Providing supply consumption reports

Questions?

For more information go to
www.lawson.com/healthcare
or call 1-800-477-1357.

Visit us at www.lawson.com/hcwebinars for more
information on our Healthcare Webinar World Series.





Lawson Point of Use