



ICIS price forecast reports

Supply, demand and price trends at a glance

ICIS provides a clear view of prices, margins, capacity, supply and demand for the next 12 months – all in a single report. Packed with useful information, this concise report includes everything you need when negotiating contracts, buying, selling and budgeting. Now you can quickly understand exactly where the market is heading and maximise opportunities straight away.

ICIS publishes price forecast reports for the following commodities and regions:

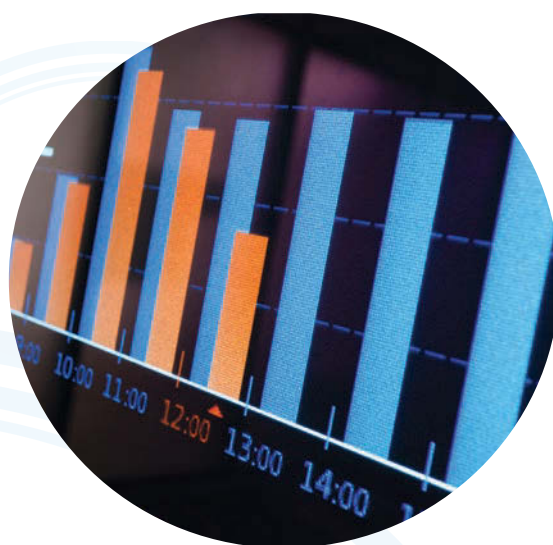
- ICIS Polypropylene (PP) Europe price forecast report – available now
- PP US price forecast report – available now
- PP Asia price forecast report – coming soon
- Polyethylene (PE) Europe price forecast report – coming soon
- PE US price forecast report – coming soon
- PE Asia Price forecast report – coming soon

How the price forecast reports can help you

Negotiating contracts: Use the forecasts to help settle prices for the short- to medium-term with increased confidence.

Buying and selling: The concise market information enables you to quickly review your market positioning and decide the best time to trade.

Budgeting and planning: Whether you are calculating how much you will be spending in the short- to medium-term or making production or commercial decisions, the report contains the latest price, supply, demand and capacity data you need to move forward.

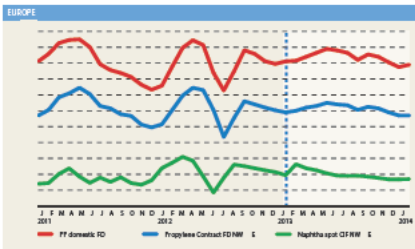


Read more about ICIS price forecast reports:
www.icis.com/PriceForecast

For more information, contact us at:
www.icis.com/PriceForecastEnquiry

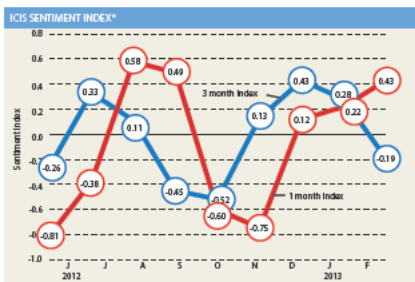
What's included in each price forecast report?

The report covers everything you need in one easy-to-use format.



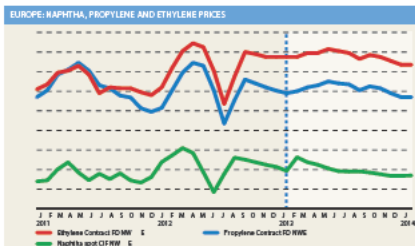
Price forecasts

A rolling 12-month view of pricing enables you to gain insight straight away into current prices and expected price trends for the short- to medium-term. Graphical data also give an at-a-glance view of price history.



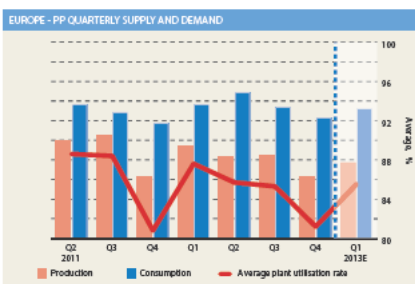
Sentiment index

Unique to ICIS, the Sentiment Index reflects the latest market view on whether prices will rise, fall or stay the same in the following month and the next three months. Calculated using polled feedback from market participants, the Sentiment Index is a useful indicator that can be used alongside the forecast data.



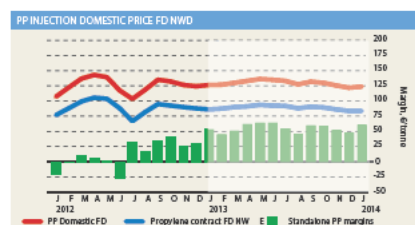
Raw materials

Current data on the relevant feedstock markets ensure you have an accurate viewpoint on upstream raw material markets and prices as well as how these may be affecting commodity market prices and margins.



Supply and demand balances

Historical data on supply and demand balances is provided in both graph and table formats for easy reference when deciding on production plans and operating rates.



Prices and margins

Covering monthly average margins (standalone and integrated) as well as domestic prices, these quick-reference graphs illustrate how product profitability is being impacted, along with a 12-month forecast.



Subscribe today

To enquire about the report, visit www.icis.com/PriceForecastEnquiry or contact our sales team:

Europe, Africa
Tel +44 20 8652 3335

Asia-Pacific, Middle East
Tel +65 6789 8828

The Americas
Tel +1 713 525 2600
Toll +1 888 525 3255
(US and Canada only)

Each price forecast report also includes key market overview information, summary capacity and trade flow data.

Subscribers to the ICIS price forecast reports can talk directly to our expert analysts to gain a deeper understanding of the forecasts provided and find out more about the methodology applied when compiling each report.