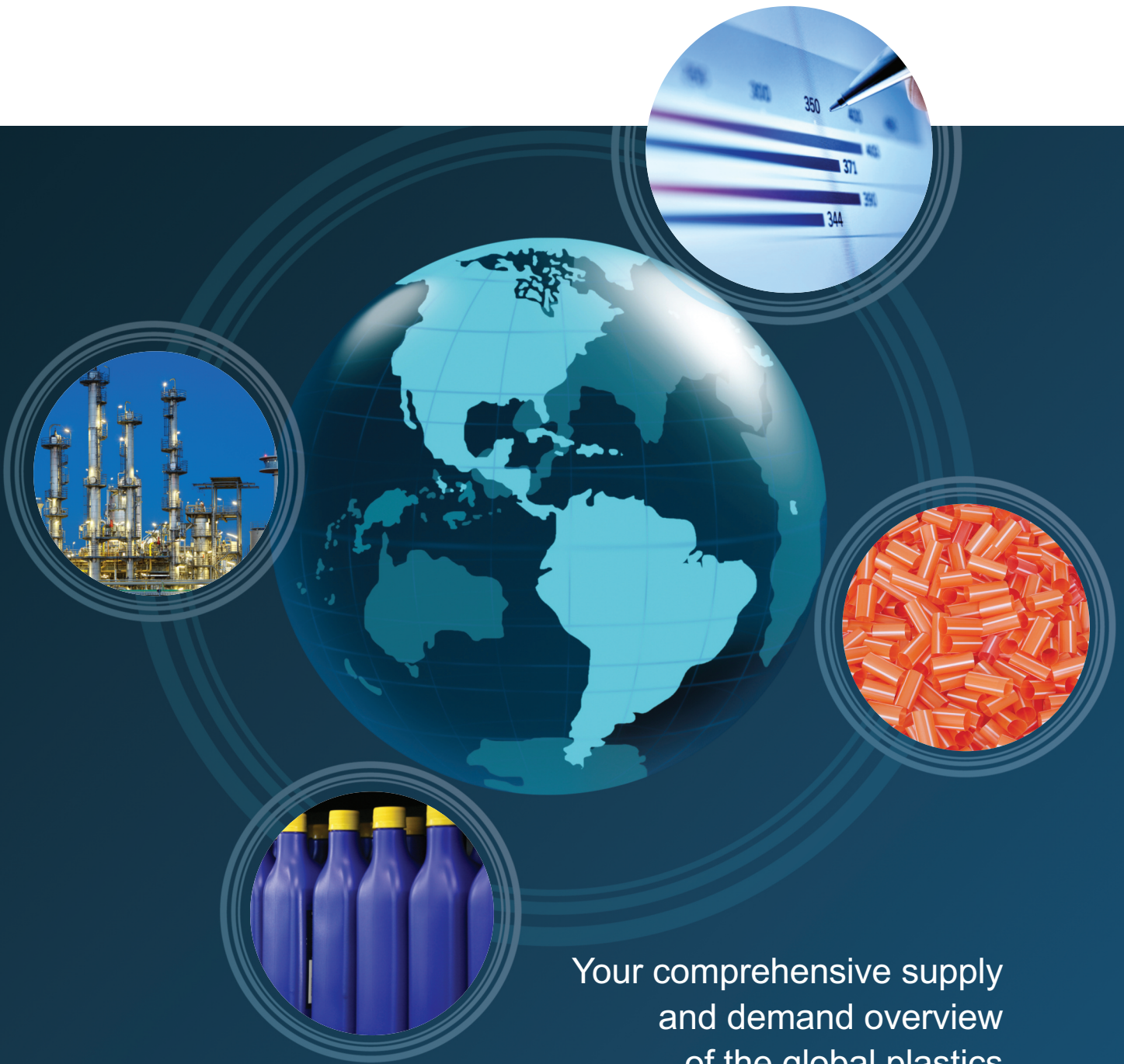


World Plastics

Annual Study



Your comprehensive supply
and demand overview
of the global plastics
industry from 2000–2025

Quality intelligence for the global plastics industry

The World Plastics Annual Study is a complete and exhaustive review of the world commodity thermoplastics industry. The report provides the intelligence you need to improve your market position and make the right decisions for your business.

750 pages of invaluable data and commentary

Invest in the World Plastics Annual Study and you'll receive 750 pages – spread over three volumes – of carefully researched supply and demand data, with invaluable commentary from our experienced analysts.

You'll find the information you need on growth rates, production and consumption, trade data and market developments for the nine major thermoplastics – with historical data from as far back as 2000, forecasts for up to 2025 and a useful executive summary.

You'll also receive updates throughout the year to ensure you have the very latest information, and can question our expert analysts on the methodology behind their data.



Get the intelligence you need to identify opportunities

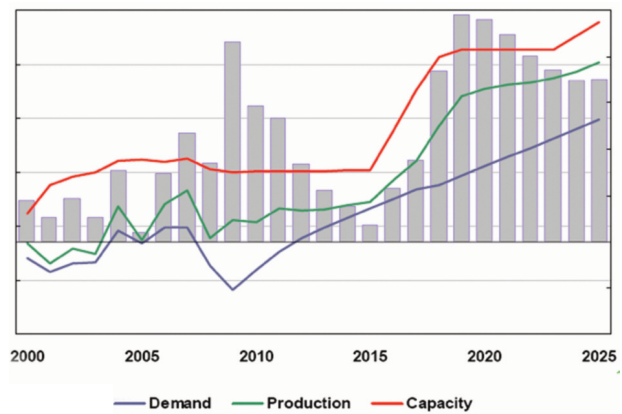
The World Plastics Annual Study is packed with powerful supply and demand data and analysis that will help you to identify areas of growth, opportunities for business expansion and sources of competition in the medium to long term.

A comprehensive review of the key commodities

- Low Density Polyethylene (LDPE)
- Linear Low Density Polyethylene (LLDPE)
- High Density Polyethylene (HDPE)
- Polypropylene (PP)*
- Polyvinyl Chloride (PVC)*
- Polystyrene, General Purpose and High Impact (GPPS and HIPS)*
- Expandable Polystyrene (EPS)
- Acrylonitrile Butadiene Styrene Terpolymers (ABS)*
- Styrene Acrylonitrile Copolymers (SAN)

*Quarterly market updates provided


HDPE North America



Global analysis that's organised into key regions

To help you assess world trade and predict the impact emerging producers will have on import and export volumes, the report features data for each country, organised around the key regions:

- North America
- Latin America
- Europe
- Former USSR
- Africa
- Middle East
- North East Asia
- Asia and Pacific



Europe PVC Trade

	2000	2010	2011	2012	2016	2020	2025
Imports							
North America	33	383	378	395	330	340	490
Latin America	37	8	4	2	2	2	2
Former USSR	15	2	6	15	13	11	9
Africa	21	32	18	27	16	15	20
Middle East	74	33	16	17	21	15	20
East Asia	13	108	35	40	36	40	100
Asia & Pacific	4	47	43	23	14	12	11
Total Imports	197	613	500	519	432	435	652
Exports							
North America	39	55	63	66	55	47	41
Latin America	69	42	46	47	50	50	52
Former USSR	43	299	317	268	255	290	295
Africa	113	84	83	71	67	75	80
Middle East	60	76	77	88	80	90	40
East Asia	78	35	48	35	70	70	60
Asia & Pacific	44	107	74	108	190	140	130
Total Exports	446	698	708	683	767	762	698

Data and commentary to underpin your strategic planning

You'll find the fully reconciled data and commentary you need to help you make more informed business decisions, including:

- **An overview of world producers** – Get a comprehensive overview of companies around the world producing the nine major thermoplastic commodities. Assess competitor information and plan a more informed buying strategy.
- **Import and export assessments** – The study helps you assess world trade and predict how emerging producers will impact established exporting and importing markets.
- **Supply and demand forecasts** – Read informed supply and demand forecasts for each resin, based on their past and current performance in each country.
- **Production forecasts** – Get a global view of tomorrow's potential output with forecasts for plant production for each country.
- **Consumption forecasts** – To help you more accurately plan around future demand, we provide consumption forecasts derived from projecting historic and trade levels onto perceived consumer and industrial demand.

World PP Supply/Demand Balance

		2000	2010	2011	2012	2016	2020	2025
Capacity	Actual/Announced	34.9	58.0	60.3	63.1	72.0	83.7	101.0
	Of which additional						10.3	27.5
Production	Recycle	0.3	0.7	0.8	0.8	1.2	1.6	2.2
	Virgin	30.2	50.6	52.5	55.1	67.1	80.4	98.0
	Total	30.5	51.3	53.3	55.9	68.3	82.0	100.3
Utilization Rate		86.7	87.3	87.1	87.3	93.1	96.0	97.1
Consumption		30.6	50.8	52.8	55.6	68.3	82.1	100.3
Growth Rate			5.2	3.9	5.4	5.3	4.4	

Data that has been thoroughly verified

To get a comprehensive picture of the regional, product and country trades, capacity, imports and exports, production and consumption, our experienced consultants review and collate statistics from over 100 sources.

To ensure the data is thorough and accurate, they apply their knowledge and experience to verify and interpret it, and validate historical and forecast figures against general economic indicators, like GDP and per capita consumption.

Our strict methodology and experience ensures that we deliver intelligence your business can rely on.



Invest in market insights that will give you a business advantage

No other report delivers the breadth of data and analysis you'll find in the World Plastics Annual Study. In addition to three volumes of invaluable market insights, you'll benefit from:

- **Quarterly updates** – To ensure you always have the very latest picture of the global plastics marketplace throughout the year, we'll send you four quarterly updates (the Quarterly Market Monitors). Your updates will focus on changes in capacity, supply and demand data, with explanation and analysis of the numbers – giving you early insight into potential opportunities and threats.
- **Q&A access to our expert analysts** – To help make sure you get the most from our data, you also have access to our expert analysts. They will be happy to give you background information on how our figures were derived, and explain the methodology we used to compile our data.

Get the plastics market intelligence you need now

To find out how the World Plastics Annual Study can benefit your business, and discuss the right subscription package for your needs call us now on

+44 20 8652 3335

Or tell us a little about your requirements at

www.icis.com/world_plastics

and we'll contact you.





Trusted experience you can rely on

ICIS is the world's largest petrochemical market information provider and has fast-growing energy and fertilizer divisions.

Our aim is to give companies a competitive advantage. We deliver trusted pricing data, high-value news, analysis and independent consulting, enabling you to make better-informed trading and planning decisions.

In November 2011, we acquired Parpinelli TECNON, an independent data and consulting business specialising in petrochemicals, feedstocks, energy, refining and speciality chemicals.

Now with over 30 years' historical supply and demand data, and future data projections and scenarios to 2030, ICIS can help you explore future global supply and demand trends, and improve your planning and research capabilities.

**Contact the ICIS customer support centre
to find out how to subscribe**

Email: csc@icis.com

(Asia & Middle East)

Tel: +65 6588 3955

(Europe & Africa)

Tel: +44 20 8652 3335

(Toll free US & Canada)

Tel: + 1 888 525 3255

or +1 713 525 2613 (Americas)

Alternatively, tell us a little about your requirements at

www.icis.com/world_plastics

and we'll contact you.

